












Image	Style	SKU	Length	Height	Projection	Width
	Reeded Acanthus Leaf Panel Moulding Corner	PML06X06AC	6 inches	6 inches	1 1/8 inches	1 3/4 inches
	Sussex Floral Panel Moulding Corner	PML06X06SU	6 inches	6 inches	1 7/8 inches	2 inches
	Classic Panel Moulding Corner	PML06X06CL	6 inches	6 inches	1/2 inch	7/8 inch
	Nexus Acanthus Leaf Panel Moulding Corner	PML06X06NE-2	6 inches	6 inches	1/2 inch	1 1/4 inches
	Swindon Panel Moulding Corner	PML06X06SW	6 inches	6 inches	1/2 inch	1 5/8 inches
	Milton Running Leaf Panel Moulding Corner	PML06X06MI	6 inches	6 inches	3/4 inch	2 inches
	Reeded Acanthus Leaf Panel Moulding Corner	PML06X06JA	6 inches	6 inches	3/4 inch	1 5/8 inches
	Seville Panel Moulding Corner	PML06X06SE-2	6 inches	6 inches	3/4 inch	1 1/2 inches
	Traditional Panel Moulding Corner	PML06X06TR	6 inches	6 inches	3/8 inch	3/4 inch
	Bulwark Rope Panel Moulding Corner	PML06X06BU	6 inches	6 inches	5/8 inch	1 inch
	Oxford Panel Moulding Corner	PML06X06OX	6 inches	6 inches	5/8 inch	2 inches

	Ashford Panel Moulding Corner	PML06X06AS	6 1/8 inches	6 1/8 inches	N/A	1 1/2 inches
	Bradford Wave Panel Moulding Corner	PML06X06BR	6 1/2 inches	6 1/2 inches	N/A	7/8 inch
	Nexus Panel Moulding Corner	PML06X06NE	6 1/2 inches	6 1/2 inches	N/A	1 1/4 inches
	Stockport Panel Moulding Corner	PML06X06ST	6 5/8 inches	6 5/8 inches	N/A	1 1/4 inches
	Hillsborough Panel Moulding Corner, Left	PML07X11HI-L	7 inches	11 inches	3/4 inch	1 3/4 inches
	Hillsborough Panel Moulding Corner, Right	PML07X11HI-R	7 inches	11 inches	3/4 inch	1 3/4 inches
	Swindon Panel Moulding Corner	PML09X09SW	7 3/4 inches	7 3/4 inches	N/A	1 5/8 inches
	Ashford II Panel Moulding Corner	PML07X07AS-2	7 7/8 inches	7 7/8 inches	3/4 inch	1 1/2 inches
	Dublin Panel Moulding Corner	PML07X07DU	7 7/8 inches	7 7/8 inches	3/4 inch	1 3/8 inches
	Aberdeen Rose Panel Moulding Corner	PML07X07AB	7 7/8 inches	7 7/8 inches	3/4 inch	1 1/2 inches
	Stockport Panel Moulding Corner	PML07X08ST	7 7/8 inches	8 1/8 inches	N/A	1 1/4 inches